



INTRODUCTION TO WORKING WITH CLO-SET

Your handy dandy guide to the future...

HOW TO DO A CLO SET UP


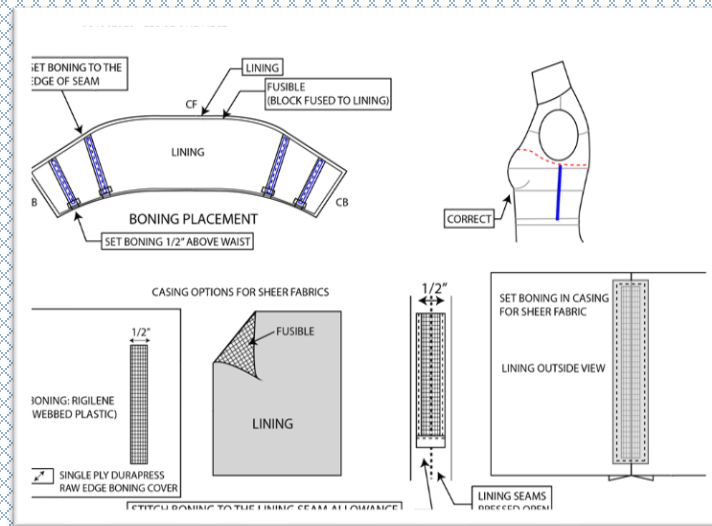
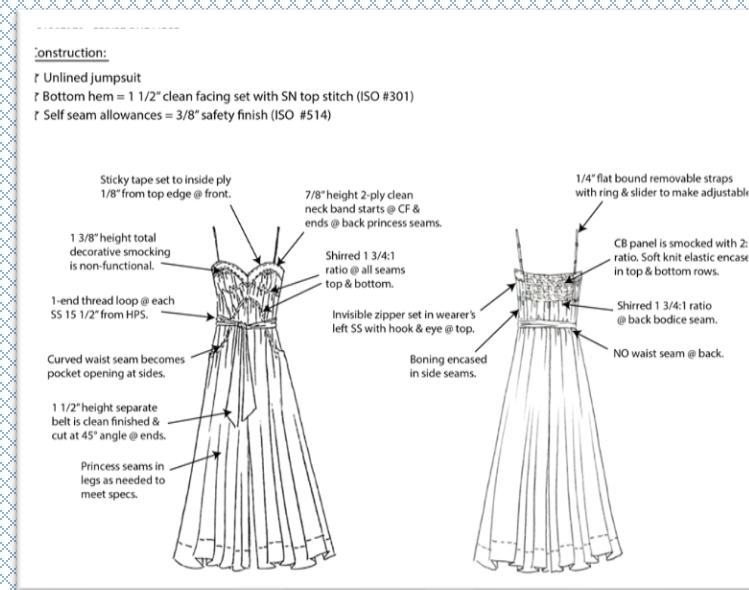
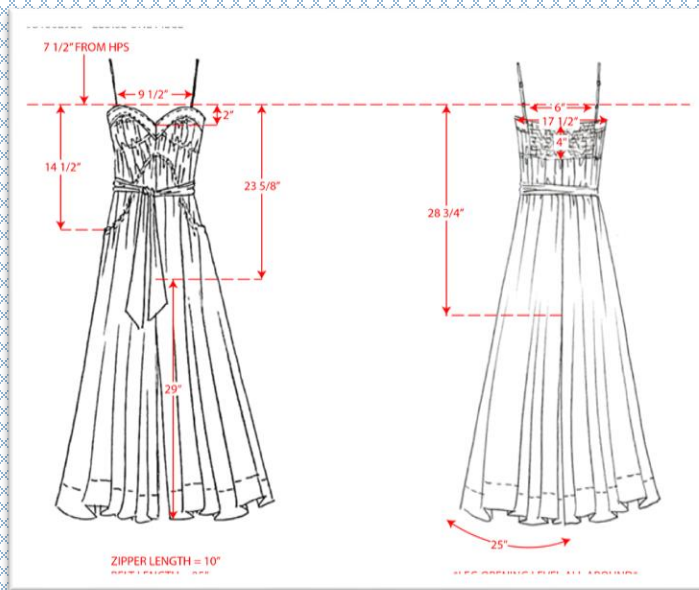
The following section will explain how to do a CLO set up for vendors capable of making a CLO render themselves

Vendors capable of CLO renders:

- Cuddy TW

Coming Soon:

- Cuddy HK
- ISS
- KSP India
- Eltex
- Newtimes



Do a tech set up as you normally would in Illustrator.

- You will NOT be sending mock - CLO project turn around is too quick to wait for mail to deliver mock
- Take photos of mock showing any details the vendor needs to see
- Be sure to include any construction sketches the vendor may need

URBNPLM

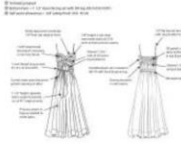

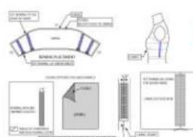
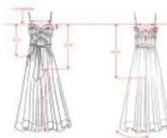

<>

Purchase Order Quick SearchGo

Tech Spec: OB1362928 - ELOISE ONE PIECE

OverviewTech SetupPOMBOMEventsSamplesPatternsTesting and CareFinishing DetailsChange Tracking13>>

Tech Setup

Sort	Image	Design Detail	Archived?
1	 L R E	02/12/21: ORIGINAL SET UP	--Select--
2	 L R E	02/12/21: ORIGINAL SET UP	--Select--
3	 L R E	02/12/21: ORIGINAL SET UP	--Select--
4	 L R E	02/12/21: ORIGINAL SET UP	ARCHIVED
5	 L R E	02/12/21: ORIGINAL SET UP	--Select--

UPLOAD ALL SET
UP IMAGES TO THE
SET UP TAB IN TS

ADD NOTATION
WITH DATE AND
DESCRIPTION IN
COMMENTS BOX

REQUEST CLO VIRTUAL
STYLE IN COMMENTS BOX
ON SUMMARY TAB

ENSURE CLO STYLE
INDICATOR BOX IS
SELECTED ON SUMMARY
TAB

ENSURE FABRIC FILE IS IN
CLOSET FOR VENDOR

PLM

Purchase Order Quick Search Go

TECH SPEC: OB1362928 - ELOISE ONE PIECE

Overview Tech Setup POM BOM Events Samples Patterns Testing and Care Finishing Details Change Tracking

Tech Spec Product Overview View Style Tech Spec Report

Edit Image Large Image Apply Cancel

[-] Add Image [+] Remove Image

Notes and Comments

02/12/21: Proceed to CLO Virtual Sample. See Tech Set Up Images

Indicators

☐ CLO STYLE Yes

Tmall Information

Tmall Style: --Select--

China Product Standards

Product Standard: --Select--

National Safety Standard: --Select--

Actors

Designer: ANGELA BASK Design Coordinator: CAROLINE COHEN

Technical Designer: MBRAPLOR PD: ALEXA COWEN

Product Information

Style No: OB1362928

Style Description: ELOISE ONE PIECE

Own Brand/Vendor: OWNBRAND

Request No: HQ1362928

Revised Status: TECH COMPLETE

P Value: --Select--

Development Stage: DROPPED

Order Type: LATE ADD

Product Category: STANDARD SETUP

Retail Price: --Select--

Price Bucket: --Select--

Trend: --Select--

Hierarchy Information

Class: 8130

Sub-Class: SOFT WOVENS

Dept: FP WOMEN'S OTHER

Div: FREE PEOPLE

Reported: SOFT WOVENS

Brand: FREE PEOPLE

Sub Brand: --Select--

Season: 5/30 2021

Delivery: 05/15/2021

Commodity: APPAREL

Reference No: --Select--

Block Reference: --Select--

Color and Artwork Information

Color Name	Vendor Color	Color to Test	China Testing Passed
EARTH COMBO - DITSY	Q	--Set	--Set
TERRA COMBO - DITSY	Q	--Set	--Set
TEA COMBO - DITSY	Q	--Set	--Set
BLACK COMBO - DITSY	Q	--Set	--Set

Size Information

Size Range: 00-16

Size Class: GEN

Treatments

Treatment: --Select--

Dye Method: --Select--

Dyehouse/Finisher: --Select--

BOM Primary Material

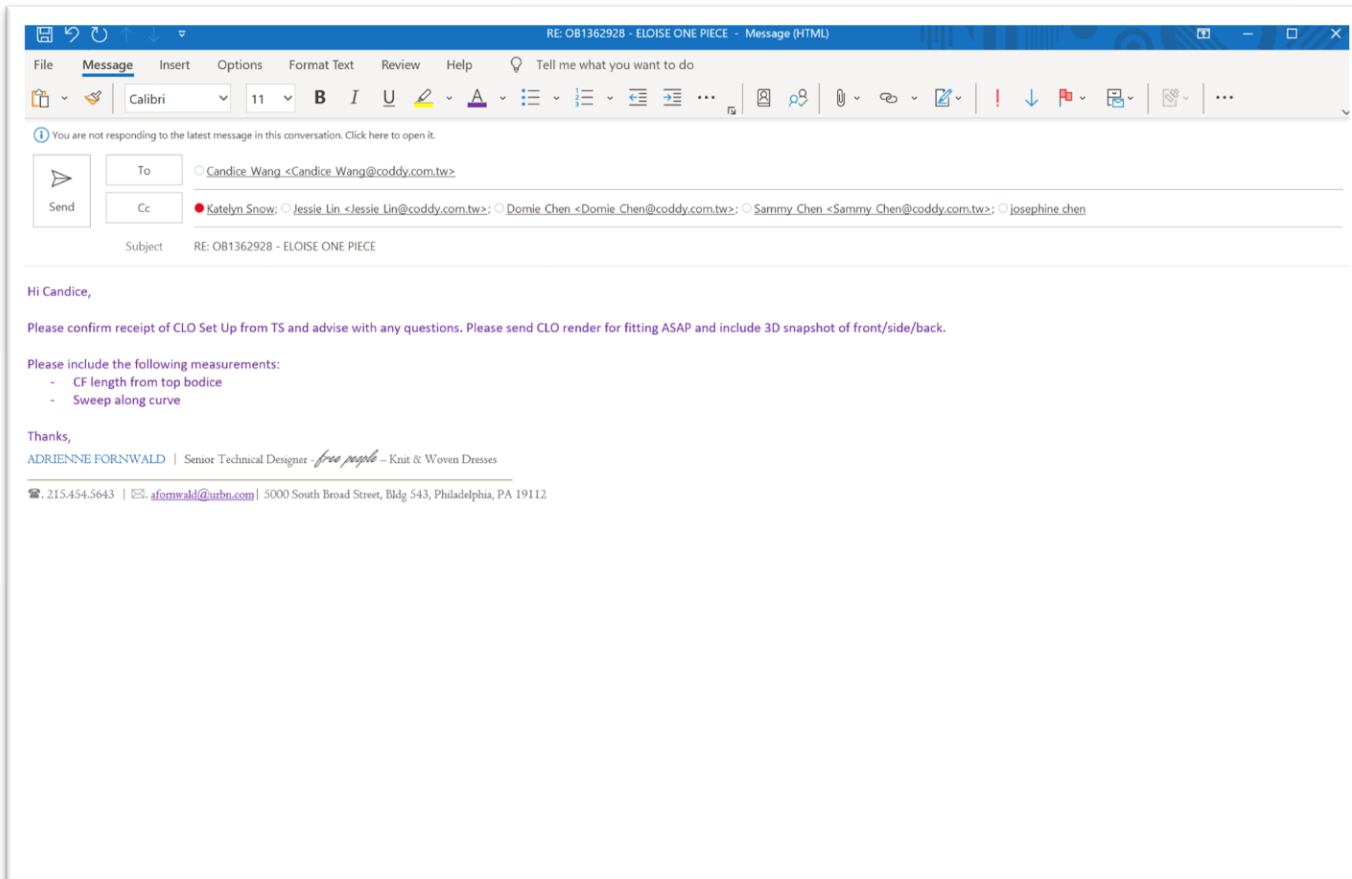
Material Name: W317 UNITY

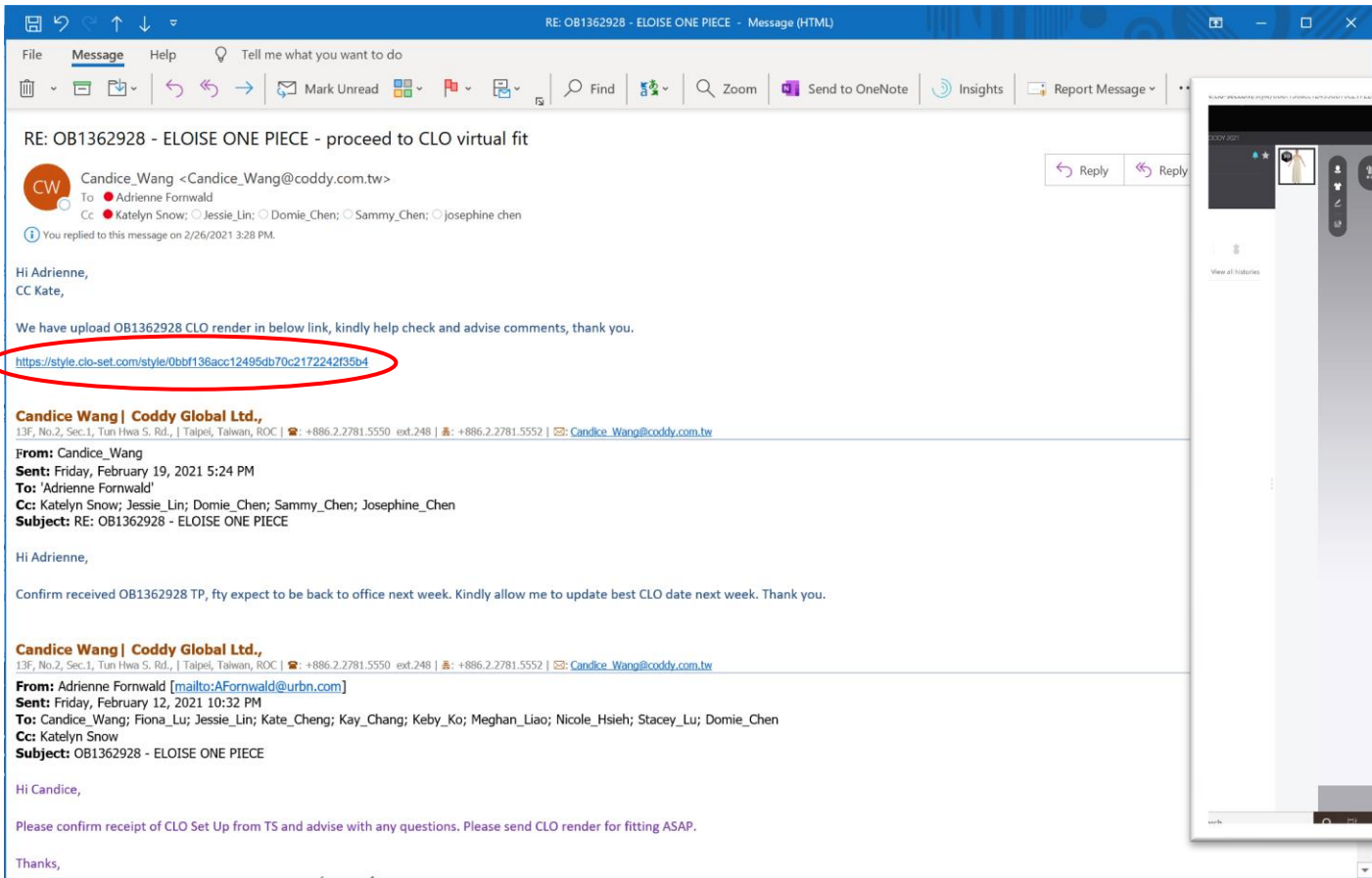
Component: 605 RAYON VOILE

Material Type: --Select--

Tech emails the vendor to inform set up is ready.

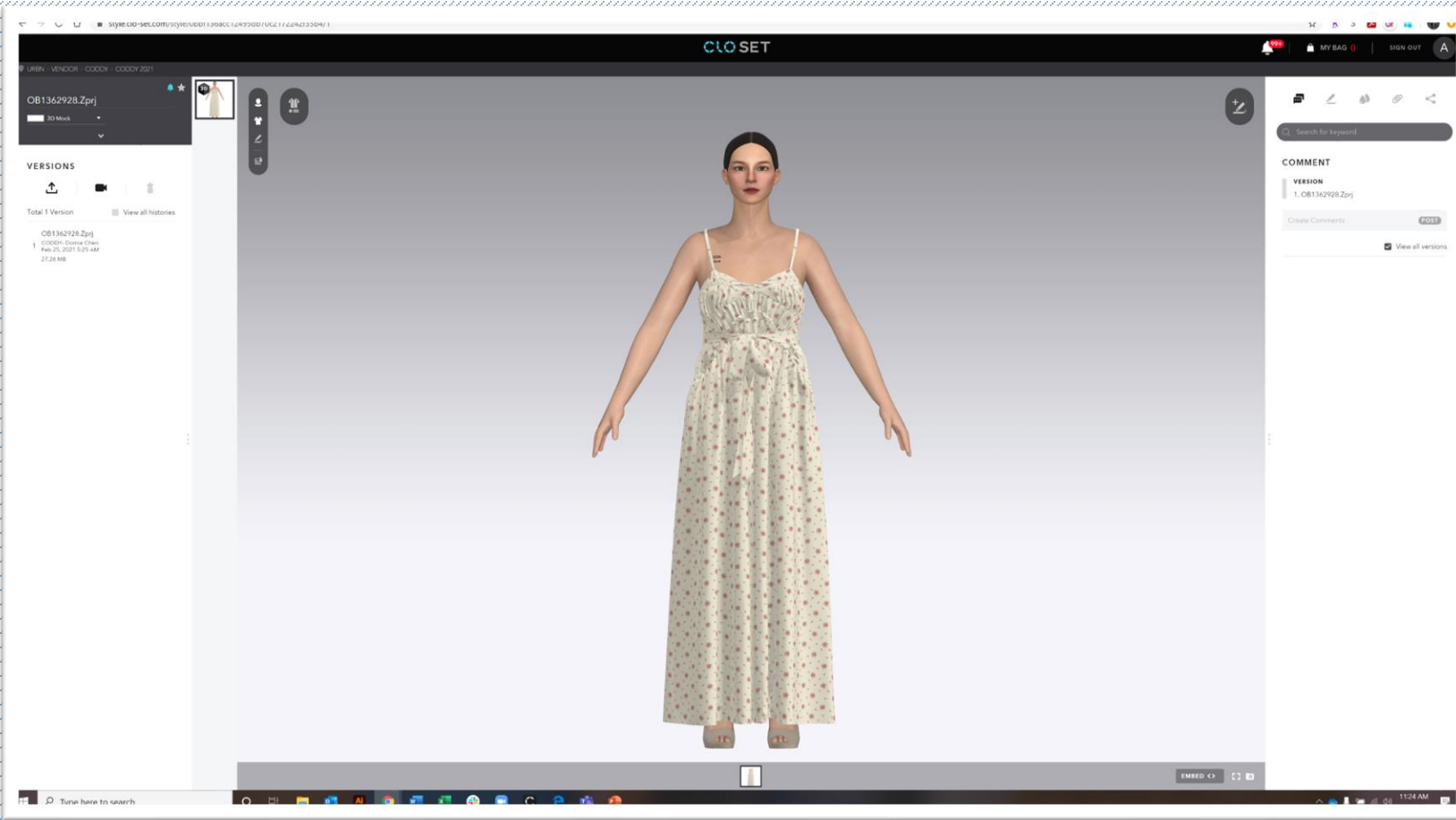
- Email is sent same day as set up is tech complete – do not wait until end of week.
- Email must include PD.
- Email subject line must include sample status – i.e. “proceed to CLO virtual sample”.
- Vendor has 48-72 hours to send CLO render.
- Include any measurements you want called out in CLO – i.e. length & sweep
- Request 3D snapshot of front/side/back image





THE VENDOR WILL SEND YOU AN EMAIL WITH A LINK. CLICK THE LINK AND IT WILL OPEN CLO-SET IN YOUR WEB BROWSER.

- RIGHT CLICK & HOLD TO TURN MODEL 360°
- ROLL MOUSE WHEEL TO ZOOM IN & OUT

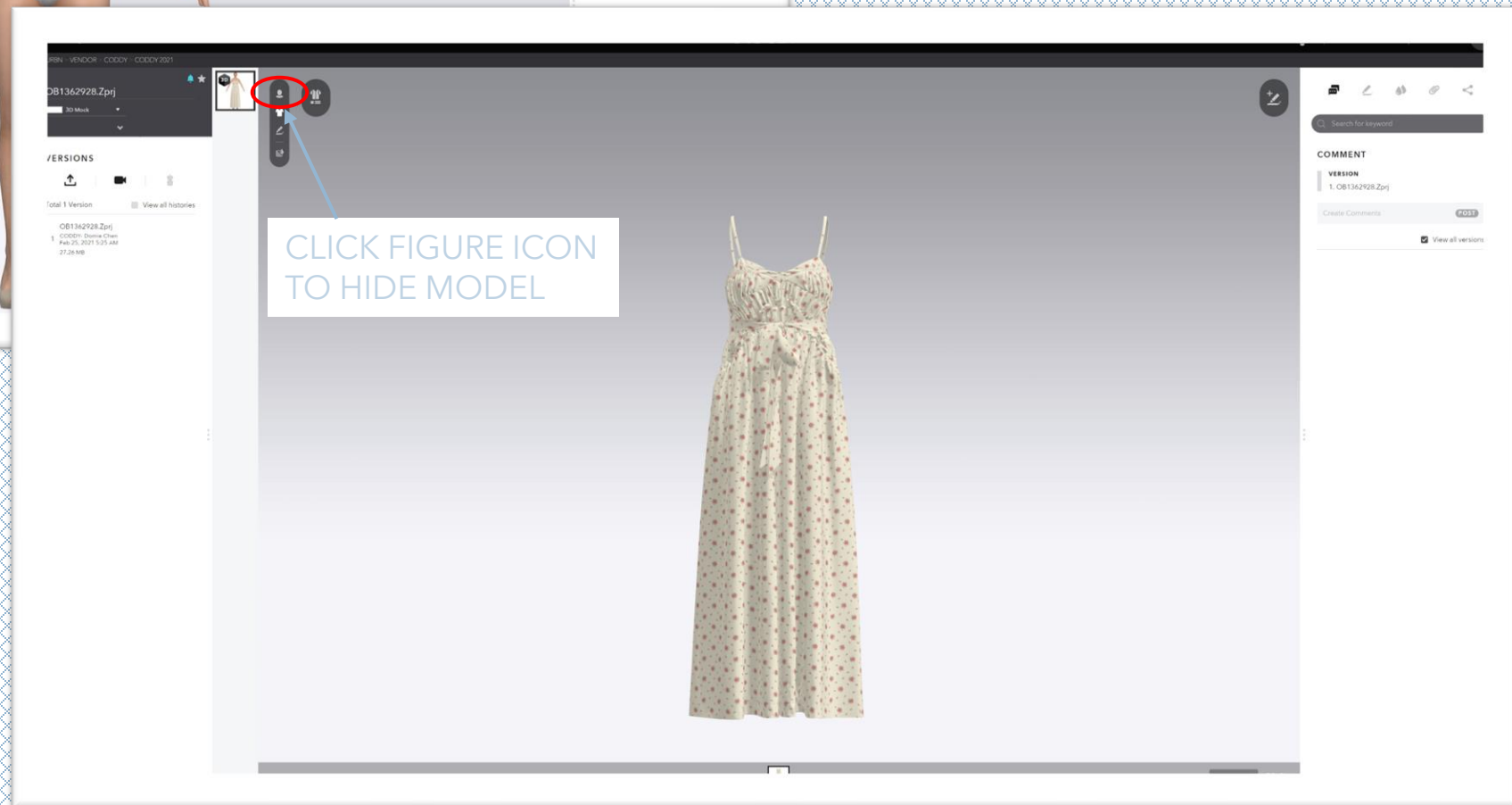


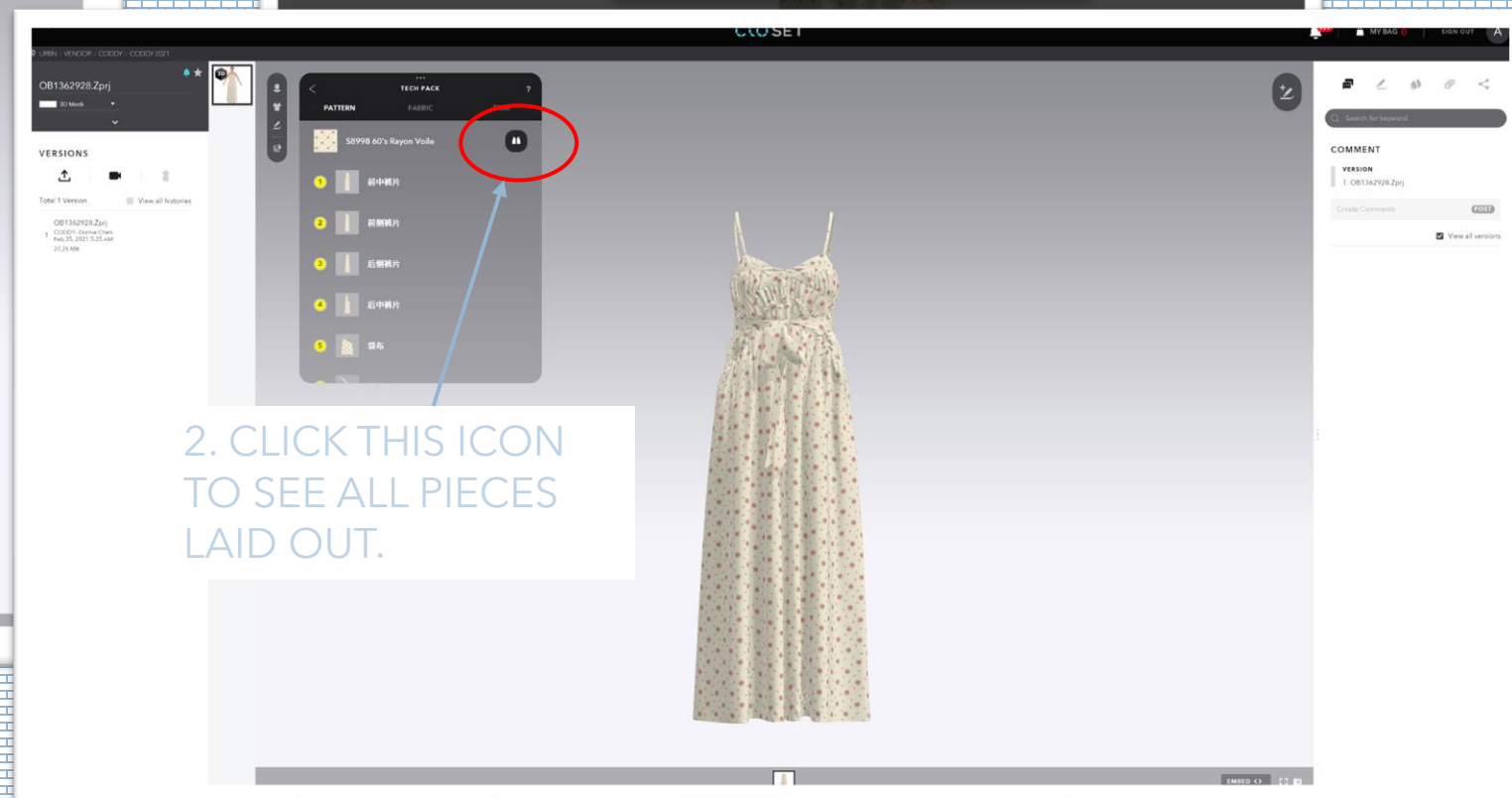
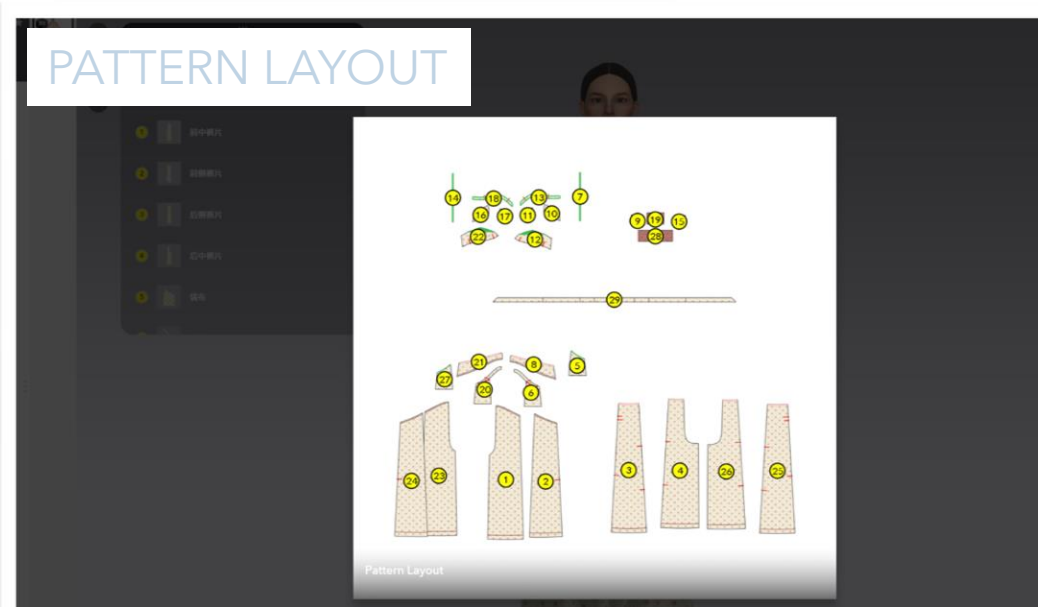
SHORTCUT KEYS

- | | |
|----------------------|--------------------|
| 1 = FRONT/RIGHT VIEW | 5 = TOP VIEW |
| 2 = FRONT VIEW | 6 = LEFT SIDE VIEW |
| 3 = FRONT/LEFT VIEW | 8 = BACK VIEW |
| 4 = RIGHT SIDE VIEW | 0 = BOTTOM VIEW |

REVIEW IN CLO-
SET BEFORE
SHOWING TO
DESIGN

IF NEEDED SEND
COMMENTS TO
VENDOR VIA EMAIL TO
PREFECT STYLE BEFORE
FIT

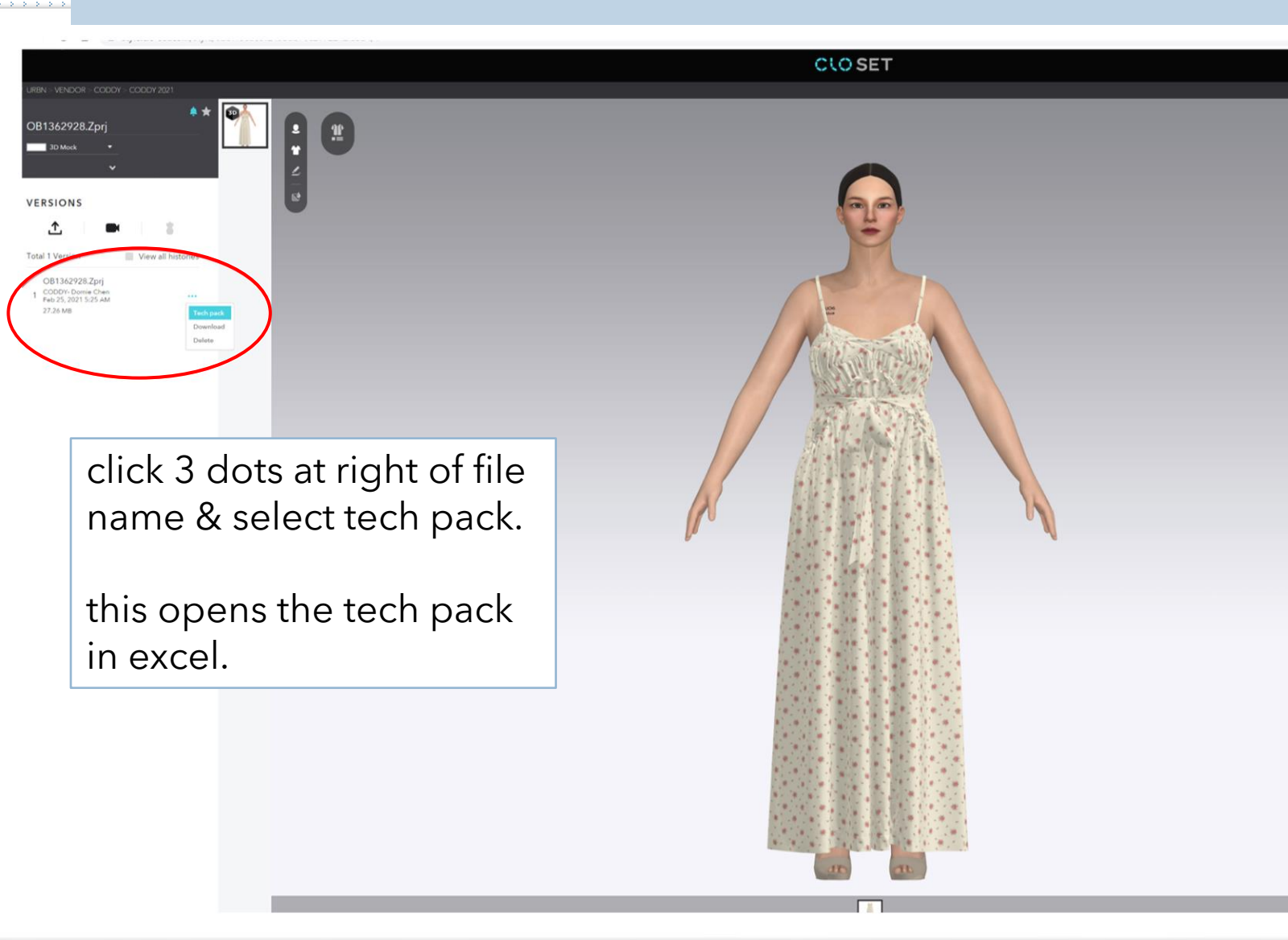






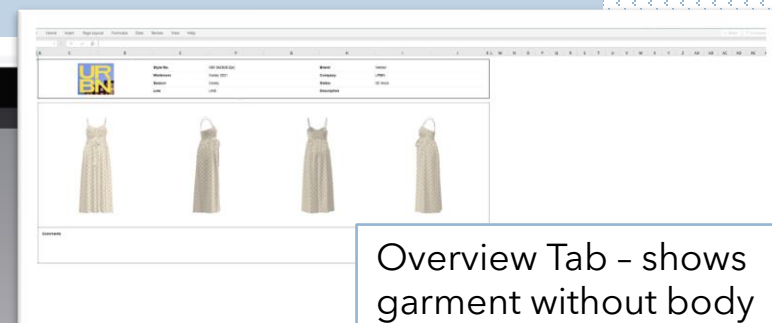
TIME TO SCHEDULE
YOUR FITTING

USING THE TECH PACK IN CLO-SET

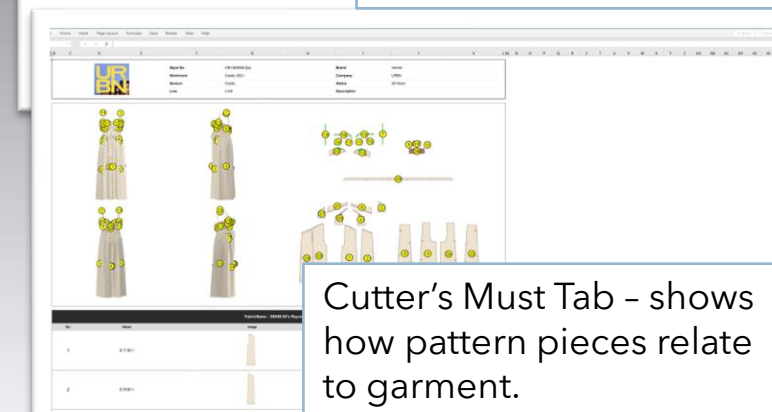


click 3 dots at right of file name & select tech pack.

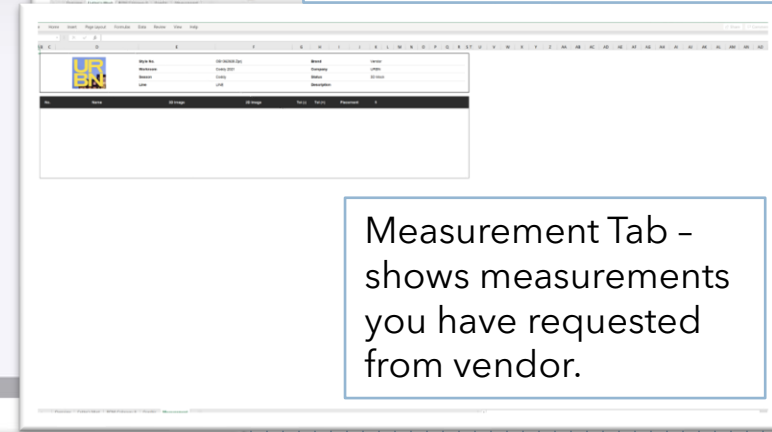
this opens the tech pack in excel.



Overview Tab - shows garment without body



Cutter's Must Tab - shows how pattern pieces relate to garment.



Measurement Tab - shows measurements you have requested from vendor.

HOW TO ADD FIT COMMENTS FOR VENDOR

The screenshot displays the CLOSET web application interface. The central area features a 3D model of a woman wearing a long, white, polka-dot dress. To the left, a sidebar shows the file name 'OB1362928.Zprj' and a 'VERSIONS' section with one entry. To the right, a 'COMMENT' section is visible. A red circle highlights a plus icon with a pencil, and a blue arrow points from the text 'CLICK THIS ICON' to it. The browser address bar shows the URL 'style.clo-set.com/style/Obbf136acc12495db70c2172242f35b4/1'.

style.clo-set.com/style/Obbf136acc12495db70c2172242f35b4/1

CLOSET

URIN - VENDOR - CODY - CODY 2021

OB1362928.Zprj

3D Mock

VERSIONS

Total 1 Version View all histories

OB1362928.Zprj
1 CODY: Donia Chen
Feb 25, 2021 5:25 AM
27.26 MB

CLICK THIS ICON

COMMENT

VERSION

1. OB1362928.Zprj

Create Comments POST

View all versions

EMBED <>



URBN - VENDOR - CDDY - CDDY 2021

OB1362928.Zprj

3D Mock

VERSIONS

Total 1 Version

View all histories

OB1362928.Zprj

CDDY - Dongie Chen

Feb 25, 2021 5:25 AM

27.26 MB

CLOSET

99+

MY BAG

SIGN OUT

3D

2D

3D

2D

3D

2D

REPEAT THE PROCESS
WITH BACK VIEW
AND/OR SIDE VIEWS.

COMMENT

VERSION

1. OB1362928.Zprj

Create Comments

POST

View all versions



EMBED <> [Full Screen Icon] [Share Icon]

3. COPY AND PASTE THIS LINK TO ADD TO TS.

1. WHEN DONE WITH ALL COMMENTS CLICK PEN ICON.

2. CLICK HERE TO CREATE A PDF OF ALL FIT NOTES.

style.clo-set.com/style/0bbf136acc12495db70c2172242f35b4/1

CLOSET

URBN - VENDOR - CODY - CODY 2021

OB1362928.Zprj

3D Mock

VERSIONS

Total 1 Version View all histories

OB1362928.Zprj
CODY - Dong Chen
Feb 23, 2021 5:25 AM
27.26 MB

1

2

1

ANNOTATION

VERSION

1. OB1362928.Zprj

Get previous version of the Annotation

Total 2 Annotations PDF

2 ENSURE BACK STRAP H AVE RING & SLIT...
alornwald
Feb 26, 2021 3:14 PM

1 ELIMINATE SEAM...
alornwald
Feb 26, 2021 3:15 PM

Total 2 Annotation

EMBED <>

Type here to search

2:59 PM
3/17/2021

CHANGE CLO IMAGE TO BE FIRST IMAGE

tradestone.urbanout.com/pim.do

PLM

Tech Spec: OB1362928 - ELOISE ONE PIECE

Overview Tech Setup POM BOM Events Samples Patterns Testing and Care Finishing Details Change Tracking Attachments

Tech Spec Product Overview

View Style Tech Spec Report

Edit Image Large Image Apply Cancel

Add Colors Add Artworks

Notes and Comments

02/26/21: Proceed to Proto Sample - See Tech Comments and Use Below Links:
https://style.closet.com/style/0bbf136acc12495db70c2172242f35b4/1/c0/annotationSeq=29237
https://style.closet.com/style/0bbf136acc12495db70c2172242f35b4/1/c0/annotationSeq=29238
02/12/21: Proceed to CLO Render - See Tech Set Up

Indicators

Indicator Comments

ALPHA --Set--
CLO STYLE Yes
EU EXCLUSIVE --Set--

Tmall Information

Tmall Style --Select--

China Product Standards

Product Standard
National Safety Standard

Actors

Designer ANGELA RASK
Design Coordinator CAROLINE COHEN
Production Tech Designer MITZI MIRAFLORES
PD ALEXA COWEN

Product Information

Style No OB1362928
Style Description ELOISE ONE PIECE
Overbrand/Vendor OWNBRAND
Request No HQ1362928
Reveal Status TECH COMPLETE
P-Value --Select--
Development Stage DROPPED
Order Type LATE ADD
Product Category STANDARD SETUP
Retail Price
Price Bucket --Select--
Trend

Hierarchy Information

Class 8130
Sub-Class
Dept FP WOMEN'S OTHER
Div FREE PEOPLE
Reported SOFT WOVENS
Brand FREE PEOPLE
Sub Brand
Season 5/30 2021
Delivery 05/15/2021
Commodity APPAREL
Reference No
Block Reference

Color and Artwork Information

Color Name Vendor Color Color to Test China Testing Passed

Color Name Vendor Color Color to Test China Testing Passed

Color Name Vendor Color Color to Test China Testing Passed

Color Name Vendor Color Color to Test China Testing Passed

Color Name Vendor Color Color to Test China Testing Passed

Size Information

Size Range Size Class

Size Range Size Class

Treatments

Treatment Dye Method Dyehouse/Finisher

BOM Primary Material

Material Name Component Material Type

W317 UNITY 605 RAYON VOILE

CLICK
ATTACHMENTS
BUTTON.






tradestone.urbanout.com/pim.do

PLM

Tech Spec: OB1362928 - ELOISE ONE PIECE

Overview Tech Setup POM BOM Events Samples Patterns Testing and Care Finishing Details Change Tracking Attachments

Attachments

Attachment No	Description	Status	Sort Order	Attached By	Date Attached
IMG2		--Select--	1	FORNWALDA1	2021-03-25 15:26:24
IMAGE		FRONT IMAGE			
IMG1		BACK IMAGE	3	FORNWALDA1	2021-03-25 15:26:37
IMG3		--Select--		FORNWALDA1	2021-03-25 15:26:24
IMG4		--Select--		FORNWALDA1	2021-03-25 15:26:24

TYPE 1 IN SORT
ORDER ON CLO
IMAGE.

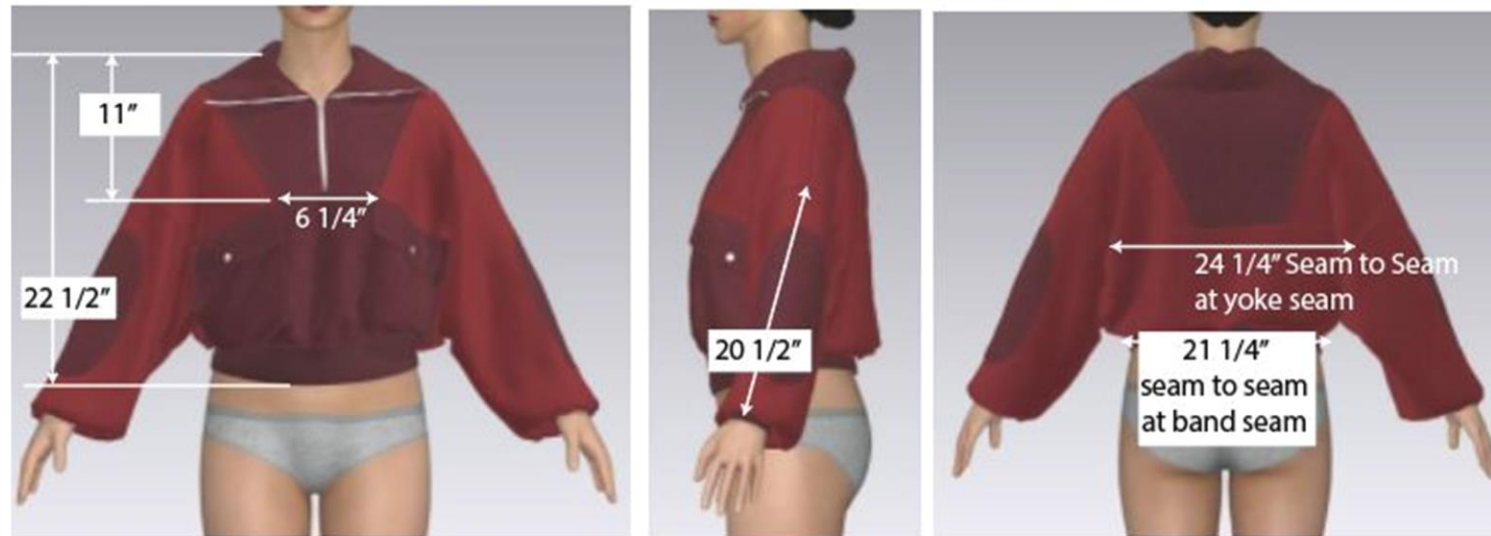
OPTIONAL ALTERNATIVE: DO COMMENTS IN ILLUSTRATOR AND UPLOAD TO TS

OB1380204 - COOL RIDER

* No seam allowance, no shrinkage, no binding or interior pieces included - factory to make as needed
* Please add notches as needed

** Below Measurements are Pattern Spec **

Collar length: total: 19 1/2"
Collar Height: 6"



**** FIT COMMENTS:** Patterns have been adjusted for the below fit correction

- * Lower front / back yoke seam down
- * Shift sleeve elbow patch up
- * Decrease pocket height / pocket flap height