

# Clo/Virtual Fit Evals in Tradestone

---

5/26/22

# SAMPLE REQUESTS

1. At time of setup, Tech Designer OR PD can create a virtual sample request on samples tab in TS. Consult with PD Manager on correct process for this step.

SampleRequest ID	Agent	Vendor	Ship To	Color, Size& Qty	Comment	Date Requested
			--Select--			
			--Select--			











2. Agent name, vendor (select TBD option if unknown) and due date must be filled out. Select a 3 day due date(excluding weekends).

SampleRequest ID	Agent	Vendor	Ship To	Color, Size& Qty	Comment	Date Requested	Date Due
422839	CODDY INTERNATIONAL	HANGZHOU HS FASHION CC	NOT APPLICABLE			05/11/2022	05/16/2022
			--Select--				



# POM PAGE

3. Create a POM page in TS – the POM page can be real or blank. Below is current list of “blank” POM’s that can be smart copied. Always update sizes and tolerance to match correct category/brand.

	<a href="#">CLO BLANK POM PAGE</a> 	WOVEN XS-L - FP	8120	SOFT WOSENS	FP WOMEN'S BOTTOMS
	<a href="#">CLO BLANK POM PAGE - KNITS</a> 	XXS - XL	0112	KNITS	WOMEN'S KNIT TOPS
	<a href="#">CLO BLANK POM -STRUCTURE</a> 	SIZE 0-16	8120	SWIT	FP WOMEN'S BOTTOMS
	<a href="#">CLO BLANK POM - SOFT WOSENS - SINGL</a> 	0-16	8130	SOFT WOSENS	FP WOMEN'S OTHER
	<a href="#">CLO BLANK POM -DENIM</a> 	SIZES 24-33	8122	DENIM	FP WOMEN'S BOTTOMS

4. Rename your POM page “Clo Virtual fit” by typing name into “tolerance model name” on POM page.

**NOTE:** It is recommended to have separate POM pages and FIT EVALS specifically for Clo fits. It is the techs decision whether to have one POM for virtual and physical samples.

Overview

Tech Setup

POM

BOM

Events

Samples

Patter

▼ PLM Points of Measurement

View Fit Evals

Add Points of Measure

Copy POM Code

▼ Points of Measurement

Associate Information

Tolerance Model Name

Create Date

CLO VIRTUAL FIT

10/20/2021

Description

Level

W1 TOLERANCE

Header

# RECEIVING VIRTUAL SAMPLES

5. When you receive e-mail with Virtual fit/Clo-set link – check in the sample in TS by going to sample page and adding “Sample received” date. If Virtual sample was never requested, see step #3. Placed in Tech does not need to be completed for Virtual fit samples
6. Create Virtual sample fit eval. **Physical fit comments will not be completed on the same fit eval as Virtual fits.**

Overview

Tech Setup

POM

BOM

Events

Samples

Patterns

Testing and Care

Finishing Details

Attachments








>>

▼ Sample Tracking

Sample Tracking

Sample Request

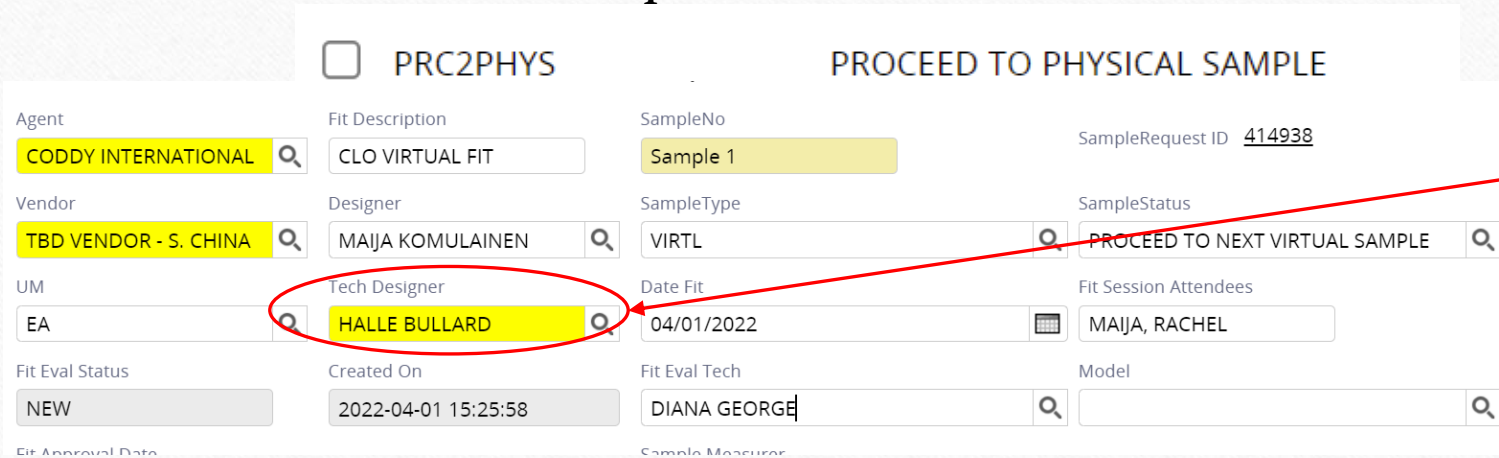
▼ VIRTUAL SAMPLE( 1 )

<input type="checkbox"/>		SampleRequest ID	FitEval ▼	Agent	Sent Date	SampleReceived Date	Placed in Tech ▼	Carri
<input type="checkbox"/>	 c	<u>414938</u>	Y 	CODDY INTERNATIONAL				
<input type="checkbox"/>	 c							



# VIRTUAL FIT COMMENTS

7. Add comments to fit eval. Sample type is always “VIRTL”. There are 2 ways to do comments:
  - if you have updated pattern or made annotations in Clo-set, you can add the link in comments section
  - If you used illustrator to show comments, attached illustrator image the same way we do for physical comments.
8. Update specs only if you have specs on POM page. If you are not using specs on POM page, make sure all your comments/spec callouts are noted in your link or illustrator image
9. Select sample status – only status with the name “virtual” should be selected when you are requesting to see corrections before going to physical sample. If you are approving to physical sample, select “proceed to physical sample.” **No need to Initiate Next Sample.**



The screenshot shows a form for a virtual fit evaluation. The form is titled "PRC2PHYS" and "PROCEED TO PHYSICAL SAMPLE". It contains several fields for inputting sample information. A red circle highlights the "Tech Designer" field, which has "HALLE BULLARD" selected. A red arrow points from this field to a callout box on the right that says "Make sure your name is listed as Tech Designer".

Field	Value
Agent	CODDY INTERNATIONAL
Fit Description	CLO VIRTUAL FIT
SampleNo	Sample 1
SampleRequest ID	414938
Vendor	TBD VENDOR - S. CHINA
Designer	MAIJA KOMULAINEN
SampleType	VIRTL
SampleStatus	PROCEED TO NEXT VIRTUAL SAMPLE
UM	EA
Tech Designer	HALLE BULLARD
Date Fit	04/01/2022
Fit Session Attendees	MAIJA, RACHEL
Fit Eval Status	NEW
Created On	2022-04-01 15:25:58
Fit Eval Tech	DIANA GEORGE
Model	

Make sure your name is listed as **Tech Designer**

# VIRTUAL FIT COMMENTS

10. **REJECTING:** Virtual fits can and should be **REJECTED** if setup was not followed. The status for Virtual fit rejections is the same as Physical fit – **REJECT**. However, always make sure your sample type is **VIRTL**. Also, always note in comments the reason for the rejection.

11. Update Overview page with Virtual sample status and dates, e-mail vendor, with PD on CC that comments are ready in TS.

12. **REQUESTING PHYSICAL SAMPLE:** PD will create the Physical Fit sample (PROTO) sample request. This can vary by team so check with your PD Manager to reconfirm this process.

## Notes and Comments

5/6/22 - - Clo virtual fit approved. Proceed to physical sample.

4-15-22 Proceed to 2nd CLO virtual fit. See virtual fit eval comments page for reference,

4/4/22 - proceed to Clo virtual fit sample. See original sample, tech setup and block pattern. DG